

If you have any questions, please contact me at jamie@teachmommyteach.com

Thank you for downloading!

You May:

- use these resources in your own home or classroom for non-commercial use.
- print as many copies as you would like.
- share the website link, <https://teachmommyteach.com/>, where this printable can be found, so that others can download the file.

You May NOT:

- sell, give away, or share a printed copy. Each person should download separately and print.
- print out a copy for multiple teachers, as in an entire school, co-op, or other group. Each teacher should download separately and print.
- link directly to the pdf. Instead, link to the page on <https://teachmommyteach.com/> or <https://teacherspayteacher.com/> where you found the download.
- claim this or any part of this printable as your own.
- alter this printable and claim it as your own.
- host any of the files on your personal or other websites that can be shared with others.
- Upload this resource to any file sharing sites

Credits!! Thank you Speaking of Images and Open Clipart!



<https://www.teacherspayteachers.com/Store/Speaking-Of-Images>



<https://openclipart.org/>

Sight Words Kindergarten

Book 4: Who?

Pre-Reading Worksheets

Your child will practice the high-frequency words *is*, *look*, and *who*.
Your child will also practice CVC words and review punctuation marks.

Name: _____

The word **who** can be a difficult word to sound out because the **w** is silent and the **o** represents the **ew sound**. Remember that words that end in **o** can represent an **ew sound** or a **long o sound**. Practice saying the **ew** sound and look at the child saying the **ew** sound below.



Read the word **who** using the pictures as a guide. Draw an X over the **w** because it is silent. The **W** is tricky because **W** normally represents the **w** sound when it is next to letter **h**, but **who** is tricky because it does not.



w

h



o

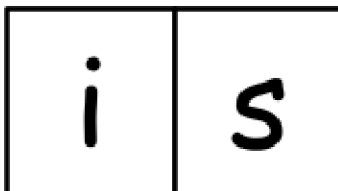
Name: _____

The word **is** can be a difficult word to sound out. The **s** in the word **is**, represents a **z** sound just like in the word **has**. Practice saying the **z** sound and look at the child saying the **z** sound below. The **z** sound is voiced. Your vocal cords will vibrate.




Read the word **is** below. Cut out the graphemes (letters) below. Then match the graphemes (letters) to the pictures of the mouths saying the words, and glue. Write the word on the handwriting lines.











Name: _____

The word **LOOK** can be a difficult word to sound out because the **oo** in **look**, represents a sound that may have not been previously learned. Practice saying the **oo** sound using the picture below as a guide.



Read the word **look** below. Cut out the graphemes (letters) below. Then match the graphemes (letters) to the pictures of the mouths saying the words, and glue. Write the word on the handwriting lines.



Name: _____

Make the word **look** into a person wearing glasses because we look through glasses.
Use the example as a guide, but don't forget to add your own creativity.




look


Name: _____

In the word **TOOK** the **oo** represents the same sound as in the word **look**. Practice saying the **oo** sound using the picture below as a guide.




Read the word **took** below. Cut out the graphemes (letters) below. Then match the graphemes (letters) to the pictures of the mouths saying the words, and glue. Write the word on the handwriting lines.





Name: _____

A period is used at the end of a statement or fact. A question mark is used at the end of a question. An exclamation mark is used to show strong feelings like excitement. Practice tracing the period, question mark, and exclamation mark below.



Read the following silly story. Draw an oval around each question mark. Draw a rectangle around each exclamation mark. Circle each period.



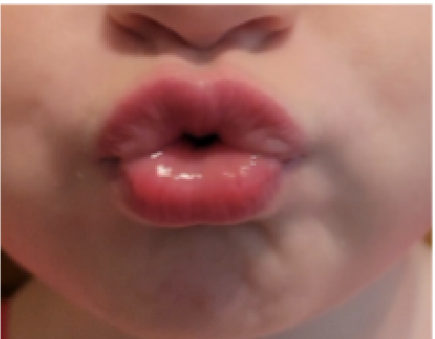

Who is Bip? Bip is a dog. Bip licks Sid.
Who is Sid? Sid is a man. Sid hugs Bip.
Jen hugs Sid and Bip! Who is Jen? Jen is
Sid's pal.

Sight Words Kindergarten Book 4: Who?

Extra Practice Post-Reading Worksheets

Name: _____

OO can represent the oo sound or the ew sound.

 <p>/oo/</p> <p>Middle sound: book</p> 	 <p>/ew/</p> <p>Ending sound: blue</p> 
---	--

Circle all of the words that rhyme with the word **took**.

book

look

cook

too

nook

moo

brook

zoo

boo

Read the following silly sentences

Who took the hot dog?

Look! The pup took the hot dog!

Sight Words Kindergarten Book 4: Who?

Answers Pre-Reading Worksheets


Your child will practice the high-frequency words *is*, *look*, and *who*.
Your child will also practice CVC words and review punctuation marks.

Name: **Answers**

The word **who** can be a difficult word to sound out because the **w** is silent and the **o** represents the **ew sound**. Remember that words that end in **o** can represent an **ew sound** or a **long o sound**. Practice saying the **ew** sound and look at the child saying the **ew** sound below.



Read the word **who** using the pictures as a guide. Draw an X over the **w** because it is silent. The **W** is tricky because **W** normally represents the **w** sound when it is next to letter **h**, but **who** is tricky because it does not.



~~w~~

h

o

Answers


Sight Words Kindergarten Book 4: Who?

Name: _____

The word **is** can be a difficult word to sound out. The **s** in the word **is**, represents a **z** sound just like in the word **has**. Practice saying the **z** sound and look at the child saying the **z** sound below. The **z** sound is voiced. Your vocal cords will vibrate.



Read the word **is** below. Cut out the graphemes (letters) below. Then match the graphemes (letters) to the pictures of the mouths saying the words, and glue. Write the word on the handwriting lines.



i

s

is


i s

Name: Answers

The word **LOOK** can be a difficult word to sound out because the **oo** in **look**, represents a sound that may have not been previously learned. Practice saying the **oo** sound using the picture below as a guide.



Read the word **look** below. Cut out the graphemes (letters) below. Then match the graphemes (letters) to the pictures of the mouths saying the words, and glue. Write the word on the handwriting lines.



l

oo

k


look

l	oo	k
---	----	---

Answers

Name: _____


Make the word **look** into a person wearing glasses because we look through glasses.
Use the example as a guide, but don't forget to add your own creativity.




Answers

Name: _____

In the word **TOOK** the **oo** represents the same sound as in the word **look**. Practice saying the **oo** sound using the picture below as a guide.



Read the word **took** below. Cut out the graphemes (letters) below. Then match the graphemes (letters) to the pictures of the mouths saying the words, and glue. Write the word on the handwriting lines.



t

oo


k

took

t	oo	k
---	----	---

Name: Answers

A period is used at the end of a statement or fact. A question mark is used at the end of a question. An exclamation mark is used to show strong feelings like excitement. Practice tracing the period, question mark, and exclamation mark below.



Read the following silly story. Draw an oval around each question mark. Draw a rectangle around each exclamation mark. Circle each period.

Who is Bip? Bip is a dog. Bip licks Sid.
 Who is Sid? Sid is a man. Sid hugs Bip.
 Jen hugs Sid and Bip! Who is Jen? Jen is
 Sid's pal.

Sight Words Kindergarten

Book 4: Who?



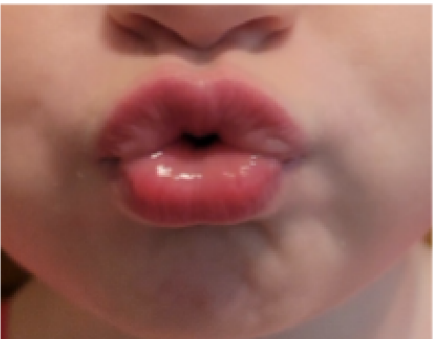

Answers

Extra Practice

Post-Reading Worksheets

Name: Answers

OO can represent the oo sound or the ew sound.

 <p data-bbox="532 701 630 747">/oo/</p> <p data-bbox="354 827 509 911">Middle sound: book</p> 	 <p data-bbox="1018 701 1115 747">/ew/</p> <p data-bbox="849 819 1005 903">Ending sound: blue</p> 
---	---

Circle all of the words that rhyme with the word took.

book

look

cook

too

nook

moo

brook

zoo

boo

Read the following silly sentences.

Who took the hot dog?

Look! The pup took the hot dog!